

STATEMENT OF APPROPRIATIONS, ALLOTMENTS, OBLIGATIONS, DISBURSEMENTS AND BALANCES As of the Quarter Ending June 30, 2017

Department: State Universities and Colleges (SUCs)

Agency: Batangas State University

Operating Unit: N/A

Organization Code (UACS): 08038000000

Fund Cluster: 01 - Regular Agency Fund


Authorization: 01 - Current Year Appropriations

Report Status: SUBMITTED

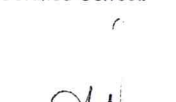

Table with 24 columns: Particulars, UACS CODE, Appropriation (Authorized, Adjustments, Adjusted), Allotments (Allotments Received, Adjustments, Transfer To, Transfer From, Adjusted Total Allotments), Current Year Obligations (1st, 2nd, 3rd, 4th Quarters, Total), Current Year Disbursements (1st, 2nd, 3rd, 4th Quarters, Total), Balances (Unreleased, Unobligated, Unpaid Obligations, Due and Demandable, Not Yet Due and Demandable).

Particulars	UACS CODE	Appropriation			Allotments				Current Year Obligation					Current Year Disbursements				Balances							
		Authorized Appropriation	Adjustments (Transfer To/From, Realignment)	Adjusted Appropriations	Allotments Received	Ints (Transfer, Realignment)	Transfer To	Transfer From	Adjusted Total Allotments	1st Quarter Ending March 31	2nd Quarter Ending June 30	3rd Quarter		Total	1st Quarter Ending March 31	2nd Quarter Ending June 30	3rd Quarter		Total	Unreleased Appropriations	Unobligated Allotment	Unpaid Obligations (15-20) = (23+24)			
												Ending Sept. 30	Ending Dec. 31				Ending Sept. 30	Ending Dec. 31				Due and Demandable	Not Yet Due and Demandable		
1	2	3	4	5=(3+4)	6	7	8	9=(6+7)+8+9	10	11	12	13	14	15=(11+12+13+14)	16	17	18	19	20=(16+17+18+19)	21=(5-16)	22=(10-18)	23	24		
MOOE		201,941,000.00		201,941,000.00	149,461,000.00			149,461,000.00	22,468,832.40	29,392,362.92				51,861,195.32	19,589,010.36	27,249,405.80			46,838,416.16	52,480,000.00	97,599,804.68	4,978,752.91	43,028.25		
CO		87,410,000.00		87,410,000.00	82,410,000.00			82,410,000.00											5,000,000.00	82,410,000.00					
II. Automatic Appropriations																									
Retirement and Life Insurance Premiums	01104102																								
General Administration and Support	00001000000000	1,786,000.00	718,200.00	2,504,200.00	2,504,200.00			2,504,200.00	451,758.50	459,134.05				910,892.55	451,758.50	459,134.05							1,583,307.45		
General Management and Supervision	1030010001000000	1,786,000.00	718,200.00	2,504,200.00	2,504,200.00			2,504,200.00	451,758.50	459,134.05				910,892.55	451,758.50	459,134.05							1,583,307.45		
PS		1,786,000.00	718,200.00	2,504,200.00	2,504,200.00			2,504,200.00	451,758.50	459,134.05				910,892.55	451,758.50	459,134.05							1,583,307.45		
Support to Operations	0000020000000000	378,000.00		378,000.00	378,000.00			378,000.00	88,878.24	79,915.20				188,591.44	88,878.24	79,915.20							209,408.56		
Auxiliary Services	2640020001000000	378,000.00		378,000.00	378,000.00			378,000.00	88,878.24	79,915.20				188,591.44	88,878.24	79,915.20							209,408.56		
PS		378,000.00		378,000.00	378,000.00			378,000.00	88,878.24	79,915.20				188,591.44	88,878.24	79,915.20							209,408.56		
Operations	0000030000000000	19,824,000.00	378,375.00	20,203,375.00	20,203,375.00			20,203,375.00	4,819,875.09	5,083,617.31				10,003,492.40	4,919,875.09	4,748,744.78							10,199,882.80	334,872.55	
MFO 1: HIGHER EDUCATION SERVICES	0000030100000000	18,680,000.00	378,375.00	19,059,375.00	19,059,375.00			19,059,375.00	4,674,438.73	4,857,654.31				9,532,093.04	4,674,438.73	4,522,781.78							9,527,281.96	334,872.55	
Provision of Higher Education Services Including P39,087,000 for Scholarships of Poor and Deserving Students (Expanded Students' Grants-in-Aid Program for Poverty Alleviation-ESGP-PA) and P52,480,000 for Tulog Dulong	2640030101000000	18,680,000.00	378,375.00	19,059,375.00	19,059,375.00			19,059,375.00	4,674,438.73	4,857,654.31				9,532,093.04	4,674,438.73	4,522,781.78							9,527,281.96	334,872.55	
PS		18,680,000.00	378,375.00	19,059,375.00	19,059,375.00			19,059,375.00	4,674,438.73	4,857,654.31				9,532,093.04	4,674,438.73	4,522,781.78							9,527,281.96	334,872.55	
MFO 2: ADVANCED EDUCATION SERVICES	0000030200000000	601,000.00		601,000.00	601,000.00			601,000.00	138,620.88	115,493.76				254,114.64	138,620.88	115,493.76							346,865.36		
Provision of Advanced Education Services	2640030201000000	601,000.00		601,000.00	601,000.00			601,000.00	138,620.88	115,493.76				254,114.64	138,620.88	115,493.76							346,865.36		
PS		601,000.00		601,000.00	601,000.00			601,000.00	138,620.88	115,493.76				254,114.64	138,620.88	115,493.76							346,865.36		
MFO 3: RESEARCH SERVICES	0000030300000000	382,000.00		382,000.00	382,000.00			382,000.00	78,728.36	78,431.40				155,159.76	78,728.36	78,431.40							228,840.24		
Conduct of Research Services	2670030301000000	382,000.00		382,000.00	382,000.00			382,000.00	78,728.36	78,431.40				155,159.76	78,728.36	78,431.40							228,840.24		
PS		382,000.00		382,000.00	382,000.00			382,000.00	78,728.36	78,431.40				155,159.76	78,728.36	78,431.40							228,840.24		
MFO 4: TECHNICAL ADVISORY EXTENSION SERVICES	0000030400000000	161,000.00		161,000.00	161,000.00			161,000.00	30,087.12	32,037.84				62,124.96	30,087.12	32,037.84							98,875.04		
Provision of Extension Services	2650030401000000	161,000.00		161,000.00	161,000.00			161,000.00	30,087.12	32,037.84				62,124.96	30,087.12	32,037.84							98,875.04		
PS		161,000.00		161,000.00	161,000.00			161,000.00	30,087.12	32,037.84				62,124.96	30,087.12	32,037.84							98,875.04		
Sub-Total, Automatic Appropriations		21,886,000.00	1,097,575.00	23,083,575.00	23,083,575.00			23,083,575.00	5,458,309.83	5,822,666.56				11,080,978.39	5,458,309.83	5,267,794.01							12,002,598.61	334,872.55	
PS		21,886,000.00	1,097,575.00	23,083,575.00	23,083,575.00			23,083,575.00	5,458,309.83	5,822,666.56				11,080,978.39	5,458,309.83	5,267,794.01							12,002,598.61	334,872.55	
III. Special Purpose Fund																									
Pension and Gratuity Fund	01101407		538,759.00	538,759.00	538,759.00			538,759.00						538,758.93										.07	
Pension and Gratuity Fund	0000090800000000		538,759.00	538,759.00	538,759.00			538,759.00						538,758.93										.07	
For payment of retirement and terminal leave benefits	2820090802000000		538,759.00	538,759.00	538,759.00			538,759.00						538,758.93										.07	
PS			538,759.00	538,759.00	538,759.00			538,759.00						538,758.93										.07	
Sub-Total, SPF			538,759.00	538,759.00	538,759.00			538,759.00						538,758.93										.07	
PS			538,759.00	538,759.00	538,759.00			538,759.00						538,758.93										.07	
GRAND TOTAL		586,894,000.00	1,836,334.00	588,330,334.00	588,352,229.00			588,352,229.00	80,886,098.19	103,001,474.83				183,887,083.02	77,192,517.45	100,267,002.59							177,468,520.04	6,384,285.52	
PS		297,343,000.00	1,836,334.00	299,879,334.00	298,481,229.00			298,481,229.00	58,418,775.79	73,809,111.91				132,025,887.70	57,803,507.09	73,017,598.79							130,621,103.88	251.21	
MOOE		201,941,000.00		201,941,000.00	149,461,000.00			149,461,000.00	22,468,832.40	29,392,362.92				51,861,195.32	19,589,010.36	27,249,405.80							46,838,416.16	4,978,752.91	
CO		87,410,000.00		87,410,000.00	82,410,000.00			82,410,000.00												5,000,000.00	82,410,000.00				


Certified Correct:


 Ramos, Romeo
 OIC-Asst. Director, Budget Office
 Date: 03/Aug/2017

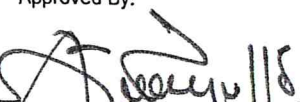
Certified Correct:


 Chief Accountant
 Date: 

Recommended By:


 Atienza, Lolita
 Director, FMS
 Date: 03/Aug/2017

Approved By:


 Ronquillo, Tirso
 Agency Head/Department
 Date: 03/Aug/2017

MENT OF APPROPRIATIONS, ALLOTMENTS, OBLIGATION DISBURSEMENTS AND BALANCES
As of the Quarter Ending June 30, 2017

Department: State Universities and Colleges (SUCs)

Agency: Batangas State University

Operating Unit: N/A

Organization Code (UACS): 080380000000


Fund Cluster: 01 - Regular Agency Fund

Authorization: 02 - Continuing Appropriations


Report Status: SUBMITTED

Particulars	UACS CODE	Appropriation			Allotments					Current Year Obligations					Current Year Disbursements				Balances				
		Authorized Appropriation	Adjustments (Transfer (To)/From, Realignment)	Adjusted Appropriations	Allotments Received	Adjustments (Withdrawal, Realignment)	Transfer To	Transfer From	Adjusted Total Allotments	1st Quarter Ending March 31	2nd Quarter Ending June 30	3rd Quarter Ending Sept. 30	4th Quarter Ending Dec. 31	Total	1st Quarter Ending March 31	2nd Quarter Ending June 30	3rd Quarter Ending Sept. 30	4th Quarter Ending Dec. 31	Total	Unreleased Appropriations	Unobligated Allotment	Unpaid Obligations (15-20) = (23+24)	
1	2	3	4	5=3-4	6	7	8	9	10=[6+(7)+8+9]	11	12	13	14	15=(11+12+13+14)	16	17	18	19	20=(16+17+18+19)	21=(5-16)	22=(10-19)	23	24
I. Agency Specific Budget																							
Specific Budgets of National Government Agencies	01102101																						
Operations	00000300000000	9,699,000.00		9,699,000.00	9,699,000.00				9,699,000.00	6,699,000.00				6,699,000.00	6,219,500.00				6,219,500.00			3,000,000.00	479,500.00
MFO 1: HIGHER EDUCATION SERVICES	00000301000000	9,699,000.00		9,699,000.00	9,699,000.00				9,699,000.00	6,699,000.00				6,699,000.00	6,219,500.00				6,219,500.00			3,000,000.00	479,500.00
Provision of Higher Education Services including P39,087,000 for Scholarships of Poor and Deserving Students (Expanded Students' Grants-In-Aid Program for Poverty Alleviation-ESGP-PA) and P13,480,000 for Tulang Dunong	28400301010000	9,699,000.00		9,699,000.00	9,699,000.00				9,699,000.00	6,699,000.00				6,699,000.00	6,219,500.00				6,219,500.00			3,000,000.00	479,500.00
MOOE		6,699,000.00		6,699,000.00	6,699,000.00				6,699,000.00	6,699,000.00				6,699,000.00	6,219,500.00				6,219,500.00			3,000,000.00	479,500.00
CO		3,000,000.00		3,000,000.00	3,000,000.00				3,000,000.00					6,699,000.00	6,219,500.00				6,219,500.00				479,500.00
Sub-Total, Agency-Specific		9,699,000.00		9,699,000.00	9,699,000.00				9,699,000.00	6,699,000.00				6,699,000.00	6,219,500.00				6,219,500.00			3,000,000.00	479,500.00
MOOE		6,699,000.00		6,699,000.00	6,699,000.00				6,699,000.00	6,699,000.00				6,699,000.00	6,219,500.00				6,219,500.00			3,000,000.00	479,500.00
CO		3,000,000.00		3,000,000.00	3,000,000.00				3,000,000.00					6,699,000.00	6,219,500.00				6,219,500.00				479,500.00
II. Automatic Appropriations																						3,000,000.00	
III. Special Purpose Fund																							
GRAND TOTAL		9,699,000.00		9,699,000.00	9,699,000.00				9,699,000.00	6,699,000.00				6,699,000.00	6,219,500.00				6,219,500.00			3,000,000.00	479,500.00
MOOE		6,699,000.00		6,699,000.00	6,699,000.00				6,699,000.00	6,699,000.00				6,699,000.00	6,219,500.00				6,219,500.00			3,000,000.00	479,500.00
CO		3,000,000.00		3,000,000.00	3,000,000.00				3,000,000.00					6,699,000.00	6,219,500.00				6,219,500.00				479,500.00


Certified Correct:


Ramos, Romeo
OIC-Asst. Director, Budget Office
Date: 02/Aug/2017

Certified Correct:


Chief Accountant
Date: 02/Aug/2017

Recommended By:


Atienza, Lolita
Director, FMS
Date: 02/Aug/2017

Approved By:


Ronquillo, Tirso
Agency Head/Department
Date: 02/Aug/2017